

MULTI-COMPONENT REACTION SYNTHESIS OF 1,6-DIAMINO-2-OXO-1,2,3,4-TETRAHYDROPYRIDINE-3,5-DICARBONITRILES USING ULTRASONICATION AND DMAP AS CATALYST

Maryam Shokoochian ^a, Nourallah Hazeri ^{a*}, Malek Taher Maghsoodlou ^a, Mojtaba Lashkari ^b

^aDepartment of Chemistry, Faculty of Science, University of Sistan and Baluchestan, Zahedan 98135-674, Iran

^bDepartment of Chemistry, Faculty of Science, Velayat University, Iranshahr 9911131311, Iran

*email: nhazeri@chem.usb.ac.ir; n_hazeri@yahoo.com; phone: (+98) 541 24 465 65; fax: (+98) 541 24 465 65

Abstract. 4-(Dimethylamino)pyridine was found to be an efficient homogenous catalyst for one-pot multi-component reactions between hydrazine monohydrate, ethyl cyanoacetate, ketone, and malononitrile for the synthesis of 1,6-diamino-2-oxo-1,2,3,4-tetrahydropyridine-3,5-dicarbonitrile derivatives using ultrasonication at room temperature in ethanol solution within 35-50 min with yields of over 90%. This procedure offers various remarkable features such as short reaction times, clean reaction condition, excellent yields, and easy work-up methods.

Keywords: one-pot reaction, multi-component reaction, pyridine-2(1*H*)-one derivative, ultrasonication, 4-(dimethylamino)pyridine.

Received: 17 September 2019/ Revised final: 29 October 2019/ Accepted: 04 November 2019

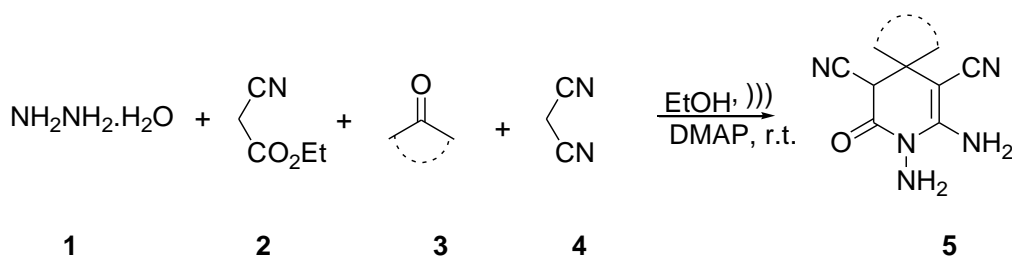
Introduction

Multi-component reactions (MCRs) are a suitable method for the obtaining of new chemical entities required by agrochemical and pharmaceutical industries [1,2]. Also, MCRs have been applied to synthesize active biological compounds, thus playing important role in medicinal research and organic chemistry [3]. There are one-pot procedures for synthesis of an individual product in the reaction between three or more available components, attained in a one-step without isolation of any intermediate [4]. The most notable advantages of MCRs are simple procedures, excellent yields, efficient and reducing reaction times [5-8]. Therefore, they are considered as one of the best tools for the facile approach to various heterocycles, drug design, drug discovery, and also the eco-friendly multi-component procedures [9,10].

Nitrogen-containing heterocyclic molecules in five- and six-membered rings such as pyridine and pyridinone rings compose a considerable part of chemical identities which are of predominant interest in medicinal chemistry due to industrial, pharmacological, biological activities such as anesthetic, antimalarial, antibacterial, antioxidant and antiparasitic properties [11-15]. The common method for the synthesis of pyridinones is ammonization of pyranone at high temperature or in sealed

tube [16]. Recently, several improved methods for the synthesis of this heterocyclic system have been reported [17,18]. However, most of these methodologies have disadvantages such as inappropriate yields, long reaction times, multi-step procedures, and the use of organic solvents. By knowing these facts, we turned to more efficient methods for the preparation of this kind of compounds. Several methods have been reported for the synthesis of 1,6-diamino-2-oxo-1,2,3,4-tetrahydropyridine-3,5-dicarbonitrile derivatives [19,20]. Our proposed method, using an ultrasonication and a catalyst, led to higher yields than previously reported ones. 4-(Dimethylamino)pyridine (DMAP) has widely been used in the synthesis of various organic compounds as an advantageous nucleophilic basic catalyst, such as the application of DMAP that reported acylation reactions [21,22], Baylis-Hillman reactions [23], Michael additions [24] and esterification reactions in water [25].

In recent years, ultrasound irradiation has increasingly been used for performing a wide range of chemical reactions and processes, including water treatment, materials production, and chemical synthesis [26-28]. Also, ultrasonication has been widely used in organic reactions, for example, in the synthesis of interesting heterocyclic compounds [29-31].



Scheme 1. Synthesis of 1,6-diamino-2-oxo-1,2,3,4-tetrahydropyridine-3,5-dicarbonitrile derivatives.

As a continuation of our research on multi-component reactions [32-46], herein we present the operational synthesis of pyridine-2(1H)-one derivatives *via* one-pot multi-component reactions between hydrazine monohydrate, ethyl cyanoacetate, ketones and malononitrile (Scheme 1).

Experimental

Generalities

All *melting point* values were determined on an Electrothermal 9100 apparatus. IR spectra were recorded on a JASCO FT-IR-460 plus spectrometer in KBr with absorptions in cm^{-1} . *Thin-layer chromatography* (TLC) was carried out on silica-gel plates Polygram SILG/UV 254. ^1H and ^{13}C NMR spectra were recorded using a Bruker Advance DPX 300 (300 and 75 MHz), spectra are provided as Supplementary material file. The spectra were measured in $\text{DMSO-}d_6$ relative to tetramethylsilane. Mass spectra were recorded on an Agilent Technology (HP) 5973 mass spectrometer operating at an ionization potential of 70 eV. *Ultrasonication* was performed in a KQ-250E medical ultrasound cleaner with a frequency of 40 kHz, and output power of 250 W.

All reagents were purchased from Merck or Aldrich and were used without further purification.

General procedure for the synthesis of pyridine-2(1H)-one derivatives

A solution of hydrazine monohydrate **1** (1.0 mmol), ethyl cyanoacetate **2** (1.0 mmol), ketone **3** (1.0 mmol), malononitrile **4** (1.0 mmol) and 4-(dimethylamino)pyridine (20 mol%, 0.2 mmol) in ethanol (10 mL) was charged. The mixture was sonicated in the water bath at 25–30°C. After the completion of the reaction (followed by TLC), the reaction mixture was filtered and the precipitate was recrystallized from ethanol to obtain the pure products **5** derivatives.

1,6-diamino-4,4-dimethyl-2-oxo-1,2,3,4-tetrahydropyridine-3,5-dicarbonitrile 5a, white solid, 96% yield, m.p. 207-209°C. IR (KBr, cm^{-1}):

ν 3415, 3346, 3307, 2175, 1700, 1638, 1570, 1428, 1329, 1218, 918, 858; ^1H NMR: δ 1.12 (3H, s, CH_3), 1.28 (3H, s, CH_3), 4.59 (1H, s, CH), 5.22 (2H, s, NH_2), 6.69 (2H, s, NH_2).

1,6-diamino-4-cyclopropyl-4-methyl-2-oxo-1,2,3,4-tetrahydropyridine-3,5-dicarbonitrile 5b, grey solid, 95% yield, m.p. 183-186°C. IR (KBr, cm^{-1}): ν 3624, 3399, 2880, 2177, 1708, 1632, 1578, 1427, 1338, 1291, 1227, 1166, 940, 836.

2,3-diamino-4-oxo-3-azaspiro[5.5]undec-1-ene-1,5-dicarbonitrile 5c, white solid, 97% yield, m.p. 172-174°C. IR (KBr, cm^{-1}): ν 3465, 3356, 2936, 2184, 1699, 1625, 1565, 1424, 1328, 1285, 914, 864, 681; ^1H NMR (300 MHz, $\text{DMSO-}d_6$): δ 1.33-1.71 (10H, m, 5 CH_2), 4.53 (1H, s, CH), 5.27 (2H, s, NH_2), 6.71 (2H, s, NH_2).

2,3-diamino-9-methyl-4-oxo-3-azaspiro[5.5]undec-1-ene-1,5-dicarbonitrile 5d, white solid, 95% yield, m.p. 175-177°C. IR (KBr, cm^{-1}): ν 3465, 3356, 2184, 1699, 1625, 1565, 1424, 1328, 1148, 902, 836, 687; ^1H NMR (300 MHz, $\text{DMSO-}d_6$): δ 0.89 (3H, d, $J = 6.3$ Hz, CH_3), 1.14-1.22 (1H, m, CH), 1.26-1.41 (2H, m, CH_2), 1.45-1.61 (4H, m, 2 CH_2), 1.64-1.77 (2H, m, CH_2), 4.51 (1H, s, CH), 5.23 (2H, s, NH_2), 6.68 (2H, s, NH_2).

2,3-diamino-4-oxo-3-azaspiro[5.6]dodec-1-ene-1,5-dicarbonitrile 5e, gray solid, 95% yield, m.p. 203-207°C. IR (KBr, cm^{-1}): ν 3356, 3189, 2179, 1708, 1630, 1562, 1429, 1256, 1141, 988, 852, 701; ^1H NMR: δ 1.43-1.88 (12H, m, 6 CH_2), 4.47 (1H, s, CH), 5.24 (2H, s, NH_2), 6.67 (2H, s, NH_2).

7,8-diamino-9-oxo-8-azaspiro[4.5]dec-6-ene-6,10-dicarbonitrile 5f, white solid, 90% yield, m.p. 182-185°C; IR (KBr cm^{-1}): ν 3387, 3345-3288, 2961, 2899, 2181, 1704, 1631, 1575, 1428, 1345, 1220, 952.

2,3-diamino-8,8,10-trimethyl-4-oxo-3-azaspiro[5.5]undec-1-ene-1,5-dicarbonitrile 5g, white solid, 88% yield; m.p.: 255-257°C. IR (KBr, cm^{-1}): ν 3471, 3364, 2299, 2955, 2911, 2868, 2175, 1705, 1615, 1557, 1461, 1430, 1299, 1148, 902, 836, 687; ^1H NMR: δ 0.87 (3H, s, CH_3), 0.91 (3H, s, CH_3), 0.98 (3H, s, CH_3), 1.05 - 2.24 (7H, m, 1

CH, 2 CH₂), 4.63 (1H, s, CH), 5.22 (2H, s, NH₂), 6.63 (2H, s, NH₂); ¹³C NMR: δ 22.9, 24.6, 26.3, 31.3, 34.4, 35.9, 42.5, 43.4, 47.4, 50.8, 61.9, 115.9, 121.3, 154.9, 163.7; MS (EI, 70 eV) m/z (%): 287.5 (M⁺, 84.77).

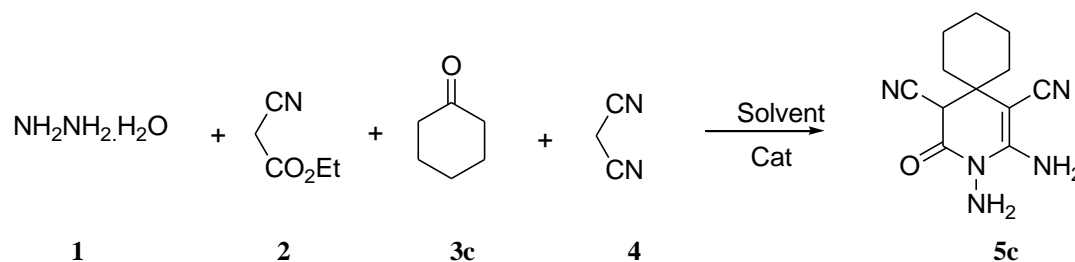
1,6-diamino-4-benzyl-4-methyl-2-oxo-1,2,3,4-tetrahydropyridine-3,5-dicarbonitrile 5h, gray solid, 90% yield, m.p. 216-218°C. IR (KBr, cm⁻¹): ν 3420, 3311, 2974, 2936, 2875, 2176, 1715, 1634, 1620, 1564, 1429, 1338, 1237, 1166, 934, 839, 705, 686; ¹H NMR: δ 1.26 (3H, s, CH₃), 2.59 (1H, d, *J* = 12.9 Hz, CH), 2.75 (1H, d, *J* = 12.6 Hz, CH), 4.77 (1H, s, CH), 4.90 (2H, s, NH₂), 6.66 (2H, s, NH₂), 7.10-7.30 (5H, m, CH_{aromatic}); ¹³C NMR: δ 25.1, 37.1, 42.7, 47.8, 59.8, 115.8, 119.82, 127.3, 128.2, 130.8, 136.3, 154.2, 162.7; MS (EI, 70 eV) m/z (%): 282.5 (M⁺, 0.6).

2,3-diamino-4-oxo-3-azaspiro[5,11]heptadec-1-ene-1,5-dicarbonitrile 5k, white solid, 94% yield, m.p. 182-185°C. IR (KBr cm⁻¹): ν 3432, 3336, 3280, 2933, 2863, 2250, 2178, 1707, 1622, 1579, 1470, 1425, 1329, 1244, 799; ¹H NMR: δ

1.36-1.75 (22H, m, 11 CH₂), 4.18 (1H, s, CH), 5.22 (2H, s, NH₂), 6.72 (2H, s, NH₂); ¹³C NMR: δ 18.3, 19.9, 21.9, 22.1, 22.4, 22.4, 22.5, 26.0, 26.3, 26.4, 30.9, 37.6, 44.3, 60.0, 116.0, 120.7, 153.7, 162.0; MS (EI, 70 eV) m/z (%): 330.2 (M⁺, 18).

Results and discussion

At first, the four-component reaction was carried out between hydrazine monohydrate **1**, ethyl cyanoacetate **2**, cyclohexanone **3c** and malononitrile **4** as an instant reaction in variant solvents with the appropriate catalysts to optimize the reaction conditions for the synthesis of pyridine-2(1H)-one derivatives (Scheme 2), and the results are summarized in Tables 1 and 2. Initially, the effect of various amount of piperidine, 1,4-diazabicyclo[2,2,2]-octane (DABCO) and DMAP as the catalyst, different temperature values, and various solvents as EtOH, H₂O, MeOH, H₂O/EtOH, and (Me)₂CHOH was examined, the results are summarized in Table 1.



Scheme 2. Synthesis of pyridine-2(1H)-one derivative.

Table 1

Optimization of reaction conditions ^a .							
Entry	Catalyst, mol%	Solvent	Temperature, °C	Ultrasonication ^b	Time, min	Isolated yield, %	
1	-	EtOH	r.t	-	600	trace	
2	Piperidine (10%)	EtOH	r.t	-	180	65	
3	Piperidine (10%)	EtOH	r.t	✓	45	90	
4	DABCO (10%)	EtOH	r.t	-	180	42	
5	DABCO (20%)	EtOH	r.t	-	120	50	
6	DABCO (20%)	EtOH	r.t	✓	45	84	
7	DMAP (10%)	EtOH	r.t	-	180	50	
8	DMAP (20%)	EtOH	r.t	-	120	83	
9	DMAP (20%)	EtOH	r.t	✓	45	97	
10	DMAP (25%)	EtOH	r.t	-	120	82	
11	DMAP (25%)	EtOH	r.t	✓	45	97	
12	DMAP (20%)	EtOH	40	-	120	76	
13	DMAP (20%)	EtOH	60	-	120	75	
14	DMAP (20%)	MeOH	r.t	-	180	76	
15	DMAP (20%)	H ₂ O	r.t	-	240	55	
16	DMAP (20%)	H ₂ O	r.t	✓	45	72	
17	DMAP (20%)	H ₂ O/EtOH	r.t	-	240	65	
18	DMAP (20%)	H ₂ O/EtOH	r.t	✓	45	77	
19	DMAP (20%)	(CH ₃) ₂ COH	r.t	-	360	51	

^aReaction conditions: hydrazine monohydrate (1.0 mmol), ethyl cyanoacetate (1.0 mmol), malononitrile 1.0 mmol, cyclohexanone (1.0 mmol) in solvent (10 mL).

^bUltrasonic wave was set at 150 W and irradiation frequency at 40 kHz.

The best result was achieved by carrying out the reaction with 20 mol% of DMAP as a catalyst in EtOH as solvent at room temperature (Table 1, entry 8). Next, the effect of ultrasonication was investigated with various catalysts and solvents, the best result was obtained with 20 mol% DMAP as catalysis and EtOH as solvent under ultrasonication at room temperature (Table 1). Also, according to Table 2, the most suitable power for the ultrasonication device for the reaction is 150 W (Table 2, entry 4). As shown in Table 1, it was found that no product was discovered when the reaction was performed without any catalyst (Table 1, entry 1). To study the feasibility of this process, a variety of ketones **3** (1.0 mmol) including aliphatic chain and cyclic ketones were reacted with hydrazine monohydrate **1** (1.0 mmol), ethyl cyanoacetate **2** (1.0 mmol), and malononitrile **4** (1.0 mmol) under the optimized reaction conditions and lead to final products in acceptable yields, as presented in Table 3. Using the optimal conditions, synthesis of pyridine-2(*IH*)-one derivatives was attained.

6-Diamino-2-oxo-1,2,3,4-tetrahydropyridine-3,5-dicarbonitrile was produced according to the instruction [19], as presented in Scheme 3. First, a concentration of

hydrazine monohydrate **1** with ethyl cyanoacetate **2** gave the intermediate **A**. The Knoevenagel condensation of ketone **3** with malonitrile **4** formed the intermediate **B**. Michael addition of intermediate **A** to **B** tolerates give intermediate **C**, which tolerates intramolecular cyclization to give intermediate **D**. Eventually, the intermediate **D** is tautomerized and organized the favourable product **5** (Scheme 3).

Table 2

The optimization of reaction condition under ultrasonication^a.


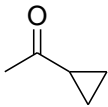
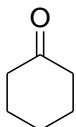
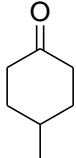
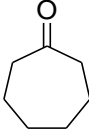
Entry	Power, W	Time, min	Yield, % ^b
1	100	30	52
2	100	60	81
3	150	30	76
4	150	45	97
5	200	45	97

^aReaction conditions: hydrazine monohydrate (1.0 mmol), ethyl cyanoacetate (1.0 mmol), malononitrile (1.0 mmol), cyclohexanone (1.0 mmol), DMAP (0.2 mmol) in solvent (10 mL) under ultrasonic waves and irradiation frequency at 40 kHz.

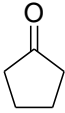
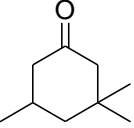
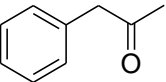
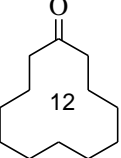
^bIsolated yield.

Table 3

Synthesis of pyridine-2(*IH*)-one derivatives **5** under optimized conditions^a.

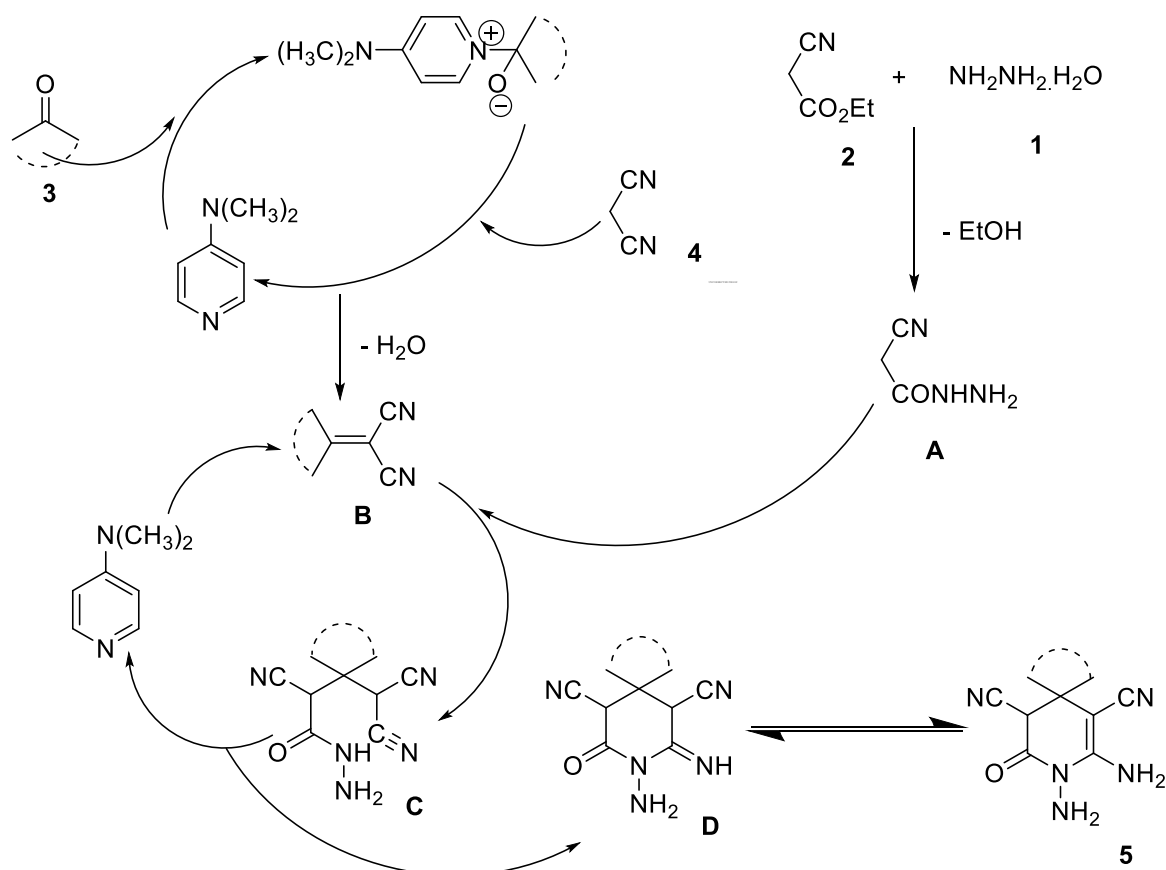
Entry	Substrate	Product	Time, min	Yield, % ^b	M.p., °C	
					This work	Literature
1		5a	35	96	207-209	198-200 [19]
2		5b	40	95	183-186	181-182 [19]
3		5c	45	97	172-174	170-172 [20]
4		5d	40	95	175-177	175-176 [19]
5		5e	45	95	205-207	210-212 [20]

Continuation of Table 3

Entry	Substrate	Product	Time, min	Yield, % ^b	M.p., °C	
					This work	Literature
6		5f	45	90	182-185	176-180 [20]
7		5g	50	88	255-257	-
8		5h	50	90	216-218	-
9		5k	50	94	182-185	-

^aReaction conditions: hydrazine monohydrate (1.0 mmol), ethyl cyanoacetate (1.0 mmol), malononitrile (1.0 mmol), ketone derivatives (1.0 mmol), DMAP (0.2 mmol) in EtOH (10 mL) under ultrasound irradiation at room temperature.

^bIsolated yield.



Scheme 3. The suggested mechanism for synthesis of 6-diamino-2-oxo-1,2,3,4-tetrahydropyridine-3,5-dicarbonitrile.

Conclusions

In this study, an efficient method is presented for the one-pot multi-component synthesis of substituted pyridine-2(1*H*)-ones by applying 4-(dimethylamino)pyridine as an efficient catalyst under ultrasonication at room temperature *via* condensation of hydrazine monohydrate, ethyl cyanoacetate, malononitrile and ketone in ethanol solution within 35-50 min with yields of over 90%. In contrast to other, common procedures, the strong points of the developed method are the simple experimental procedure, shorter reaction times, acceptable yields, and an easy work-up procedure.

Supplementary information

Supplementary data are available free of charge at <http://ejm.asm.md> as PDF file.

Acknowledgments

We gratefully acknowledge for the partial support of the Research Council to the University of Sistan and Baluchestan.

References

- Hulme, Ch.; Gore, V. Multi-component reactions: emerging chemistry in drug discovery from xylocain to crivivan. *Current Medicinal Chemistry*, 2003, 10(1), pp. 51-80. DOI: [10.2174/09298670333368600](https://doi.org/10.2174/09298670333368600)
- Maghsoodlou, M.T.; Habibi-Khorassani, S.M.; Moradi, A.; Hazeri, N.; Davodi, A.; Sajadikhah, S.S. One-pot three-component synthesis of functionalized spirolactones by means of reaction between aromatic ketones, dimethyl acetylenedicarboxylate, and *N*-heterocycles. *Tetrahedron*, 2011, 67(44), pp. 8492-8495. DOI: <https://doi.org/10.1016/j.tet.2011.09.017>
- Rotstein, D.M.; Gabriel, S.D.; Makra, F.; Filonova, L.; Gleason, S.; Brotherton-Pleiss, C.; Setti, L.Q.; Trejo-Martin, A.; Lee, E.K.; Sankuratri, S.; Ji, C.; de Rosier, A.; Dioszegi, M.; Heilek, G.; Jekle, A.; Berry, P.; Weller, P.; Mau, C.-I. Spiropiperidine CCR5 antagonists. *Bioorganic & Medicinal Chemistry Letters*, 2009, 19(18), pp. 5401-5406. DOI: <https://doi.org/10.1016/j.bmcl.2009.07.122>
- Menendez, J.C. Multicomponent reactions. *Synthesis*, 2006, 15, pp. 2624-2624. DOI: <https://doi.org/10.1055/s-2006-949153>
- Blame, G.; Bossharth, E.; Monteiro, N. Pd-assisted multicomponent synthesis of heterocycles. *European Journal of Organic Chemistry*, 2003, 2003(21), pp. 4101-4111. DOI: <https://doi.org/10.1002/ejoc.200300378>
- Leitner, W. Green Solvents-Progress in science and application. *Green Chemistry*, 2009, 11(5), pp. 603-603. DOI: [10.1039/B907013N](https://doi.org/10.1039/B907013N)
- Ghahremanzadeh, R.; Imani Shakibaei, G.; Ahadi, S.; Bazgir, A. One-pot, pseudo four-component synthesis of a spiro[diindeno[1,2-b:2',1'-e]pyridine-11,3'-indolne]-trione library. *Journal of Combinatorial Chemistry*, 2010, 12(1), pp. 191-194. DOI: <http://doi.org/10.1021/cc900130a>
- Li, J.; Wu, N.; Tian, Y.; Zhang, J.; Wu, S. Aminopyridyl/pyrazinyl spiro[indoline-3,4'-piperidine]-2-ones as highly selective and efficacious c-met/alk inhibitors. *ACS Medicinal Chemistry Letters*, 2013, 4(8), pp. 806-810. DOI: <http://doi.org/10.1021/ml400203d>
- Thompson, L.A. Recent applications of polymer-supported reagents and scavengers in combinatorial, parallel, or multistep synthesis. *Current Opinion in Chemical Biology*, 2000, 4(3), pp. 324-337. DOI: [https://doi.org/10.1016/s1367-5931\(00\)00096-X](https://doi.org/10.1016/s1367-5931(00)00096-X)
- Nefzi, A.; Ostresh, J.M.; Houghten, R.A. The current status of heterocyclic combinatorial libraries. *Chemical Reviews*, 1997, 97(2), pp. 449-472. DOI: <http://doi.org/10.1021/cr960010b>
- Adib, M.; Tahermansouri, H.; Koloogani, S.A.; Mohammadi, B.; Bijanzadeh, H.R. Krohnke pyridines: an efficient solvent-free synthesis of 2,4,6-triarylpyridines. *Tetrahedron letters*, 2006, 47(33), pp. 5957-5960. DOI: <https://doi.org/10.1016/j.tetlet.2006.01.162>
- Singh, M.; Pal, M.; Sharma R.P. Biological activity Kim, B.Y.; Ahn, J.B.; Lee, H.W.; Kang, S.K.; Lee, J.H.; Shin, J.S.; Ahn, S.K.; Hong, C.I.; Yoon, S.S. Synthesis and biological activity of novel substituted pyridines and purines containing 2,4-thiazolidinedione. *European Journal of Medicinal Chemistry*, 2004, 39(5), pp. 433-447. DOI: <https://doi.org/10.1016/j.ejmech.2004.03.001>
- Noga, E.J.; Barthalmus, G.T.; Mitchell, M.K. Cyclic amines are selective cytotoxic agents for pigmented cells. *Cell Biology International Reports*, 1986, 10(4), pp. 239-247. DOI: [https://doi.org/10.1016/0309-1651\(86\)90070-6](https://doi.org/10.1016/0309-1651(86)90070-6)
- Karki, R.; Thapa, P.; Kang, M.J.; Joeng, T.C.; Nam, J.M.; Kim, H.-L.; Na, Y.; Cho, W.-J.; Kwon, Y.; Lee, E.-S. Synthesis, topoisomerase I and II inhibitory activity, cytotoxicity, and structure-activity relationship study of hydroxylated 2,4-diphenyl-6-aryl pyridines. *Bioorganic and Medicinal Chemistry*, 2010, 18(9), pp. 3066-3077. DOI: <https://doi.org/10.1016/j.bmc.2010.03.051>
- Dobbin, P.S.; Hider, R.C.; Hall, A.D.; Taylor, P.D.; Sarpong, P.; Porter, J.B.; Xiao, G.; van der Helm, D. Synthesis, physicochemical properties, and biological evaluation of *N*-substituted 2-alkyl-3-hydrox-4(1*H*)-pyridinones: Orally active iron chelators with clinical potential. *Journal of Medicinal Chemistry*, 1993, 36(17), pp. 2448-2458. DOI: <https://doi.org/10.1021/jm00069a002>
- Zhang, Z.; Retting, S.J.; Orvig, C. Lipophilic coordination compounds: Aluminum, gallium, and

- indium complexes of 1-aryl-3-hydroxy-2-methyl-4-pyridinones. *Inorganic chemistry*, 1991, 30(3), pp. 509-515.
DOI: <http://doi.org/10.1021/ic00003a031>
17. Stoncius, S.; Orentas, E.; Butkus, E.; Öhrström, L.; Wendt, O.F.; Wärnmark, K. An approach to helical tubular self-aggregation using C₂-symmetric self-complementary hydrogen-bonding cavity molecules. *Journal of the American Chemical Society*, 2006, 128(25), pp. 8272-8285.
DOI: <http://doi.org/10.1021/ja061160z>
 18. Cocco, M.T.; Congiu, C.; Onnis, V. New bis(pyridyl)methane derivatives from 4-hydroxy-2-pyridones: Synthesis and antitumoral activity. *European Journal of Medicinal Chemistry*, 2003, 38(1), pp. 37-47. DOI: [http://doi.org/10.1016/S0223-5234\(02\)00002-8](http://doi.org/10.1016/S0223-5234(02)00002-8)
 19. Yang, J.; Li, Q.; Zhang, J.; Lin, W.; Wang, J.; Wang, Y.; Huang, Z.; Shi, D. Ultrasound-promoted one-pot, four-component synthesis of pyridine-2(1H)-one derivatives. *Molecules*, 2013, 18(12), pp. 14519-14528.
DOI: <https://doi.org/10.3390/molecules181214519>
 20. Rigi, F.; Shaterian, H.R. Magnetic nanoparticle supported ionic liquid assisted green synthesis of pyrazolopyranopyrimidines and 1,6-diamino-2-oxo-1,2,3,4-tetrahydropyridine-3,5-dicarbonitriles. *Journal of the Chinese Chemical Society*, 2016, 63(7), pp. 557-561.
DOI: <https://doi.org/10.1002/jccs.201500407>
 21. Ragnarsson, U.; Grehn, L. Novel amine chemistry based on DMAP-catalyzed acylation. *Accounts of Chemical Research*, 1998, 31(8), pp. 494-501.
DOI: <http://doi.org/10.1021/ar980001k>
 22. Wang, Y.; Kataeva, O.; Metz, P. A symmetry-based synthesis of the heterobicyclic core of the zaragozin acids/squalestatins. *Advanced Synthesis & Catalysis*, 2009, 351(13), pp. 2075-2080.
DOI: <https://doi.org/10.1002/adsc.200900295>
 23. Zhao, G.-L.; Huang, J.-W.; Shi, M. Abnormal aza-Baylis-Hillman reaction of N-tosylated imines with ethyl 2,3-butadienoate and penta-3,4-dien-2-one. *Organic Letters*, 2003, 5(24), pp. 4737-4739.
DOI: <https://doi.org/10.1021/ol0359416>
 24. Ko, K.; Nakano, K.; Watanabe, S.; Ichikawa, Y.; Kotsuki, H. Development on new DMAP-related organocatalysts for use in the Michael addition reaction of β -ketoesters in water. *Tetrahedron Letters*, 2009, 50(28), pp. 4025-4029.
DOI: <https://doi.org/10.1016/j.tetlet.2009.04.025>
 25. Sakakura, A.; Kawajiri, K.; Ohkubo, T.; Kosugi, Y.; Ishihara, K. Widely useful DMAP-catalyzed esterification under auxiliary base- and solvent-free conditions. *Journal of the American Chemical Society*, 2007, 129(47), pp. 14775-14779.
DOI: <http://doi.org/10.1021/ja075824w>
 26. Cravotto, G.; Cintas, P. Power ultrasound in organic synthesis: moving cavitation chemistry from academia to innovative and large-scale applications. *Chemical Society Reviews*, 2006, 35(2), pp. 180-196.
DOI: <https://doi.org/10.1039/B503848K>
 27. Suslick, K.S.; Price, G.J. Applications of ultrasound to materials chemistry. *Annual Review of Materials Science*, 1999, 29(1), pp. 295-326. DOI: <https://doi.org/10.1146/annurev.matsci.29.1.295>
 28. Cravotto, G.; Cintas, P. Forcing and controlling chemical reactions with ultrasound. *Angewandte Chemie International Edition*, 2007, 46(29), pp. 5476-5478.
DOI: <https://doi.org/10.1002/anie.200701567>
 29. Zou, Y.; Wu, H.; Hu, Y.; Liu, H.; Zhao, X.; Ji, H.; Shi, D. A novel and environment-friendly method for preparing dihydropyrano[2,3-c]pyrazoles in water under ultrasound irradiation. *Ultrasonics Sonochemistry*, 2011, 18(3), pp. 708-712. DOI: <https://doi.org/10.1016/j.ulsonch.2010.11.012>
 30. Zou, Y.; Hu, Y.; Liu, H.; Shi, D. Rapid and efficient ultrasound-assisted method for the combinatorial synthesis of spiro[indoline-3,4'-pyrano[2,3-c]pyrazole] derivatives. *ACS Combinatorial Science*, 2012, 14(1), pp. 38-43. DOI: <http://doi.org/10.1021/co200128k>
 31. Hu, Y.; Zou, Y.; Wu, H.; Shi, D. A facile and efficient ultrasound-assisted synthesis of novel dispiroheterocycles through 1,3-dipolar cycloaddition reactions. *Ultrasonics Sonochemistry*, 2012, 19(2), pp. 264-269. DOI: <https://doi.org/10.1016/j.ulsonch.2011.07.006>
 32. Maghsoodlou, M.T.; Hazeri, N.; Lashkari, M.; Shahrokhbadi, F.N.; Naghshbandi, B.; Kazemi-doost, M.S.; Rashidi, M.; Mir, F.; Kangani, M.; Salahi, S. Saccharose as a new, natural, and highly efficient catalyst for the one-pot synthesis of 4,5-dihydropyrano[3,2-c]chromenes, 2-amino-3-cyano-4H-chromenes, 1,8-dioxodecahydroacridine, and 2-substituted benzimidazole derivatives. *Research on Chemical Intermediates*, 2015, 41(10), pp. 6985-6997.
DOI: <https://doi.org/10.1007/s11164-014-1793-4>
 33. Adrom, B.; Hazeri, N.; Lashkari, M.; Maghsoodlou, M.T. Multicomponent facile synthesis of highly substituted [1,2,4]triazolo[1,5-a]pyrimidines. *Journal of Chemical Research*, 2016, 40(8), pp. 458-460. DOI: <https://doi.org/10.3184/174751916X14664307728623>
 34. Mousavi, M.R.; Maghsoodlou, M.T. Nano-SiO₂: a green, efficient, and reusable heterogeneous catalyst for the synthesis of quinazolinone derivatives. *Journal of the Iranian Chemical Society*, 2015, 12(5), pp. 743-749.
DOI: <https://doi.org/10.1007/s13738-014-0533-4>
 35. Hossaini, M.; Heydari, R.; Maghsoodlou, M.T.; Graiff, C. Novel (4-oxothiazolidine-2-ylidene)benzamide derivatives: synthesis, characterization and crystal structures. *Research on Chemical Intermediates*, 2017, 43(7), pp. 4189-4199.
DOI: <https://doi.org/10.1007/s11164-017-2872-0>
 36. Mousavi, M.R.; Gharari, H.; Maghsoodlou, M.T.; Hazeri, N.; Dastorani, P.; Soria-Martinez, R.; Garcia-Granda, S. Diastereoselective and one-pot synthesis of highly substituted cyclohexenones using Claisen-Schmidt condensation and Michael

- addition. Journal of Chemical Research, 2015, 39(9), pp. 509-514. DOI: <https://doi.org/10.3184/174751915X14396601175593>
37. Aboonajmi, J.; Mousavi, M.R.; Maghsoodlou, M.T.; Hazeri, N.; Masoumnia, A. ZrCl₄ as an efficient catalyst for one-pot synthesis of highly functionalized piperidines *via* multi-component organic reactions. Research on Chemical Intermediates, 2015, 41(4), pp. 1925-1934. DOI: <https://doi.org/10.1007/s11164-013-1320-z>
38. Mousavi, M.R.; Maghsoodlou, M.T.; Hazeri, N.; Habibi-Khorassani, S.M. A simple, economical, and environmentally benign protocol for the synthesis of [1,2,4]triazolo[5,1-b]quinazolin-8(4*H*)-one and hexahydro[4,5]benzimidazo[2,1-b]quinazolinone derivatives. Journal of the Iranian Chemical Society, 2015, 12(8), pp. 1419-1424. DOI: <https://doi.org/10.10017/s13738-015-0609-9>
39. Sajadikhah, S.S.; Maghsoodlou, M.T.; Hazeri, N.; Mohamadian-Souri, S. ZrCl₄ as an efficient catalyst for one-pot four-component synthesis of polysubstituted dihydropyrrol-2-ones. Research on Chemical Intermediates, 2016, 42(4), pp. 2805-2814. DOI: <https://doi.org/10.1007/s11164-015-2178-z>
40. Kangan, M.; Hazeri, N.; Yazdani-Elah-Abadi, A.; Maghsoodlou, M.T. Efficient synthesis of 5-carboxanilide-dihydropyrimidinones using cobalt(II) nitrate hexahydrate. Journal of the Chinese Chemical Society, 2017, 64(5), pp. 481-485. DOI: <https://doi.org/10.1002/jccs.201600841>
41. Mohamadpour, F.; Maghsoodlou, M.T.; Heydari, R.; Lashkari, M. Copper (II) acetate monohydrate: an efficient and eco-friendly catalyst for the one-pot multi-component synthesis of biologically active spiroopyrans and 1*H*-pyrazolo[1,2-*b*]phtalazine-5,10-dione derivatives under solvent-free conditions. Research on Chemical Intermediates, 2016, 42(12), pp. 7841-7853. DOI: <https://doi.org/10.1007/s11164-016-2565-0>
42. Kangani, M.; Hazeri, N.; Maghsoodlou, M.T. A mild and environmentally benign synthesis of tetrahydrobenzo[*b*]pyrans and pyrano[*c*]chromenes using pectin as a green and biodegradable catalyst. Journal of the Chinese Chemical Society, 2016, 63(11), pp. 896-901. DOI: <https://doi.org/10.1002/jccs.201600039>
43. Safarzaei, M.; Maghsoodlou, M.T.; Mollashahi, E.; Hazeri, N.; Lashkari, M. Synthesis of 3-aminoisoxazolmethylnaphtols *via* one-pot three-component reaction under solvent-free conditions. Research on Chemical Intermediates, 2018, 44(12), pp. 7449-7458. DOI: <https://doi.org/10.1007/s11164-018-3566-y>
44. Fatahpour, M.; Hazeri, N.; Maghsoodlou, M.T.; Noori Sadeh, F.; Lashkari, M. One-pot multicomponent synthesis of piperidinium 3,3'-(arylmethylene) bis (2-hydroxynaphthalene-1,4-diones): NMR spectroscopic and X-ray structure characterization. Turkish Journal of Chemistry, 2018, 42(3), pp. 908-917. DOI: [10.3906/kim-1712-52](https://doi.org/10.3906/kim-1712-52)
45. Hazeri, N.; Doostmohammadi, R.; Adrom, B.; Lashkari, M.; Maghsoodlou, M.T. Extract of barberry as entirely green catalyst for the synthesis of structurally diverse 3,4,5-substituted furan-2(5*H*)-ones. Chemistry Journal of Moldova, 2016, 11(2), pp. 68-73. DOI: [https://doi.org/10.19261/cjm.2016.11\(2\).02](https://doi.org/10.19261/cjm.2016.11(2).02)
46. Mohamadpour, F.; Maghsoodlou, M.T.; Lashkari, M.; Heydari, R.; Hazeri, N. Green synthesis of polysubstituted quinolines and xanthene derivatives promoted by tartaric acid as a naturally green catalyst under solvent-free conditions. Chemistry Journal of Moldova, 2018, 13(1), pp. 74-86. DOI: <https://doi.org/10.19261/cjm.2017.449>